
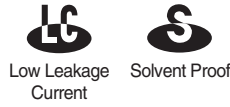


MINIATURE ALUMINUM ELECTROLYTIC CAPACITORS

RL Low Leakage Current, Wide Temperature Range Series

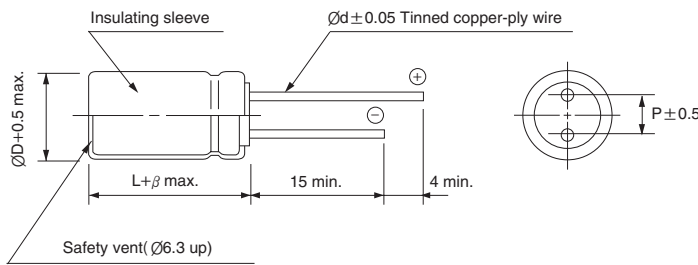
- Low leakage current series
- Wide operating temperature range of -55 ~ +105°C
- Low ESR, low impedance
- For Hi-Fi sound audio systems
- Complied to the RoHS directive



Item	Characteristics														
Operating temperature range	-55 ~ +105°C														
Leakage current max.	$I = 0.002CV$ or $0.4\mu A$ whichever is greater (after 2 minutes)														
Capacitance tolerance	$\pm 20\%$ at 120Hz, 20°C														
Dissipation factor max. (at 120Hz, 20°C)	<table border="1"> <tr> <td>WV</td> <td>10</td> <td>16</td> <td>25</td> <td>35</td> <td>40</td> <td>50</td> </tr> <tr> <td>tanδ</td> <td>0.15</td> <td>0.12</td> <td>0.08</td> <td>0.08</td> <td>0.08</td> <td>0.08</td> </tr> </table>	WV	10	16	25	35	40	50	tan δ	0.15	0.12	0.08	0.08	0.08	0.08
	WV	10	16	25	35	40	50								
tan δ	0.15	0.12	0.08	0.08	0.08	0.08									
Low temperature characteristics (Impedance ratio at 120Hz)	<table border="1"> <tr> <td>WV</td> <td>10</td> <td>16</td> <td>25-50</td> </tr> <tr> <td>Z-25°C/Z+20°C</td> <td>2</td> <td>2</td> <td>1.5</td> </tr> <tr> <td>Z-40°C/Z+20°C</td> <td>4</td> <td>3</td> <td>2</td> </tr> </table>	WV	10	16	25-50	Z-25°C/Z+20°C	2	2	1.5	Z-40°C/Z+20°C	4	3	2		
	WV	10	16	25-50											
	Z-25°C/Z+20°C	2	2	1.5											
Z-40°C/Z+20°C	4	3	2												
Load life (after application of the rated voltage for 1000 hours at 105°C)	Leakage current	Less than specified value													
	Capacitance change	Within $\pm 15\%$ of initial value													
	tan δ	Less than 150% of specified value													
Shelf life (at 105°C)	After 1000 hours no load test, leakage current, capacitance and tan δ are same as load life value.														

DRAWING

Unit : mm



ØD	5	6.3	8	10
P	2.0	2.5	3.5	5.0
Ød	0.5	0.5	0.6	0.6
β	1.1			2.0

DIMENSIONS & MAXIMUM PERMISSIBLE RIPPLE CURRENT

µF \ WV	10		16		25		35		40		50	
0.1											5×11	4.4
0.15											5×11	5.4
0.22											5×11	6.5
0.33											5×11	8.0
0.47											5×11	9.6
0.68											5×11	11
1.0											5×11	14
1.5											5×11	17
2.2											5×11	21
3.3											5×11	25
4.7											5×11	30
6.8											5×11	36
10									5×11	44	5×11	44
15							5×11	54	6.3×11	62	6.3×11	62
22					5×11	65	6.3×11	75	6.3×11	75	6.3×11	75
33			5×11	65	6.3×11	92	6.3×11	92	8×11.5	109	8×11.5	109
47	5×11	70	6.3×11	90	6.3×11	110	8×11.5	129	8×11.5	129	8×11.5	129
68	6.3×11	96	6.3×11	108	8×11.5	156	8×11.5	156	10×12.5	181	10×12.5	181
100	6.3×11	117	8×11.5	154	8×11.5	189	10×12.5	219				
150	8×11.5	169	8×11.5	189	10×12.5	269						
220	8×11.5	205	10×12.5	266								
330	10×12.5	291										

Ripple current (mA rms) at 105°C, 120Hz
Case size ØD×L (mm)